



GENERAL PRODUCT INFORMATION:

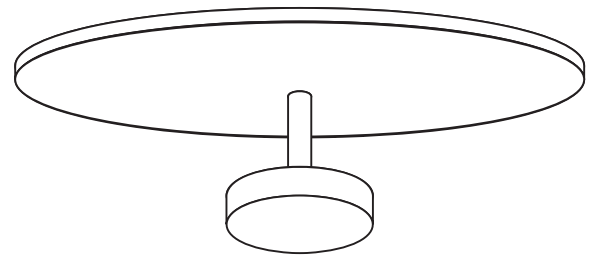


These fixtures are intended to be installed utilizing NEC compliant junction boxes.

This product is suitable for damp locations.

This product can be dimmed with a low-voltage electronic dimmer.

This instruction shows a typical installation.

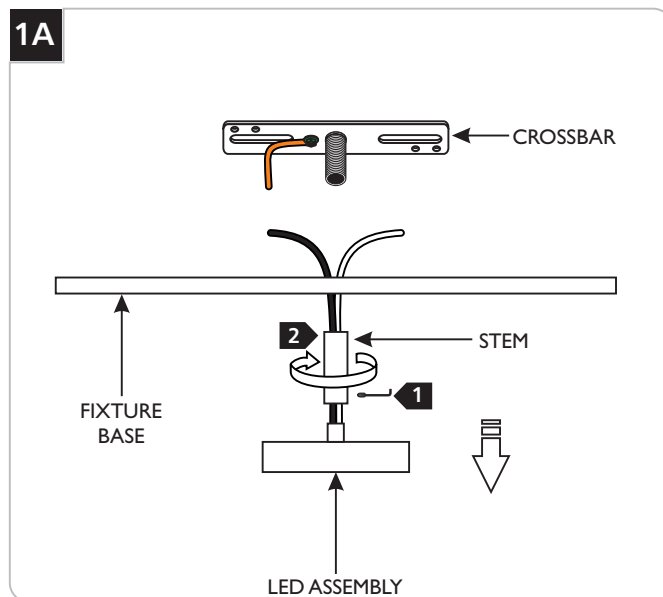


CAUTION - RISK OF FIRE

This product must be installed in accordance with the applicable installation code by a person familiar with the construction and operation of the product and the hazards involved.

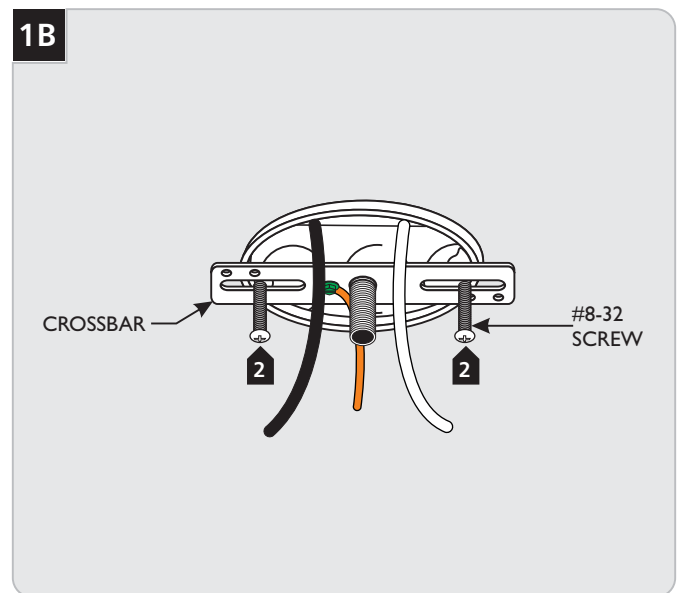
Use minimum 90°C supply conductors.

Install the Fixture



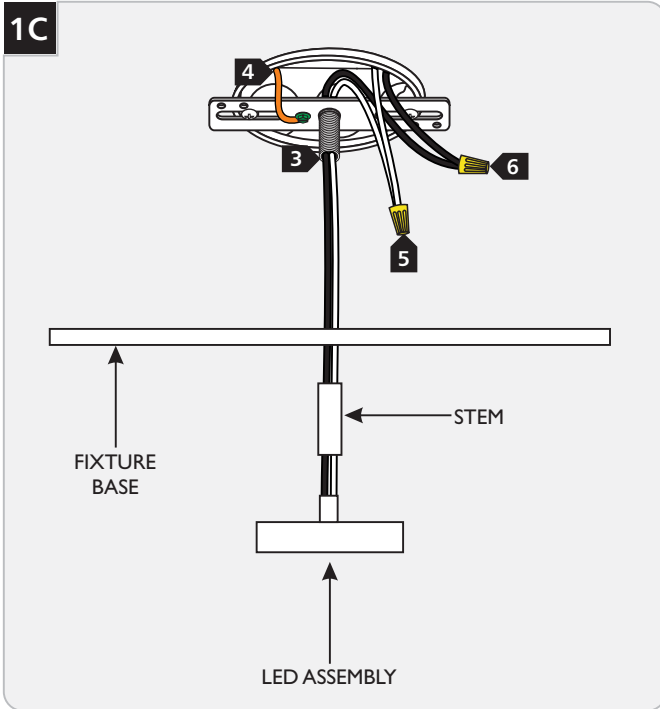
1 Remove the set screw from stem to remove the LED assembly.

2 Separate the crossbar from the fixture base by unscrewing and removing the LED assembly.

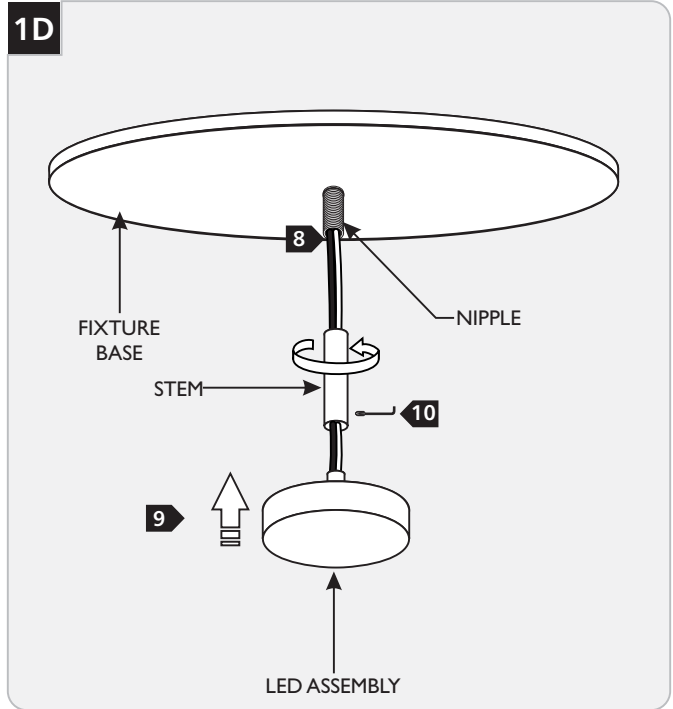


2 Mount the crossbar to the electrical box with the two provided #8-32 screws.

NOTE: It is recommended that one person hold the fixture while the electrician connects the power and completes the installation.



- 3 Feed the fixture wires through the stem and crossbar nipple and pull them out of the electrical box.
- 4 Connect the crossbar to a suitable ground in accordance with local electrical codes.
- 5 Connect the white fixture wire to the neutral power line wire with a wire nut.
- 6 Connect the black fixture wire to the hot power line wire with a wire nut.



- 7 Neatly place all wires and wire nut connections into the electrical box.
- 8 Place the fixture base onto the crossbar nipple and secure it in place by screwing the stem onto the crossbar nipple.
- 9 Push LED assembly into the stem
- 10 Align the holes in the LED assembly with the stem and secure the LED assembly in place with the provided set screw.

SAVE THESE INSTRUCTIONS!



TECH LIGHTING®

7400 Linder Ave, Skokie, IL 60077

847.410.4400

www.techlighting.com

© 2018 Tech Lighting, L.L.C. All rights reserved. The "Tech Lighting" graphic is a registered trademark of Tech Lighting, L.L.C. Tech Lighting reserves the right to change specifications for product improvements without notification.

A Generation Brands Company