

Arris 4-Light and 5-Light Bath

700BCARS4_, 700BCARS5_ 1.1



BATH COLLECTION

GENERAL PRODUCT INFORMATION:

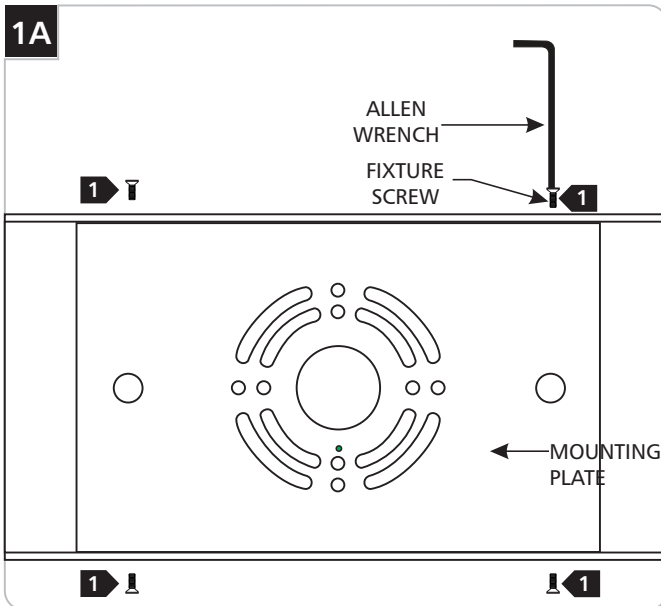


This fixture is intended to be installed utilizing NEC compliant junction boxes.

This product is suitable for damp locations.

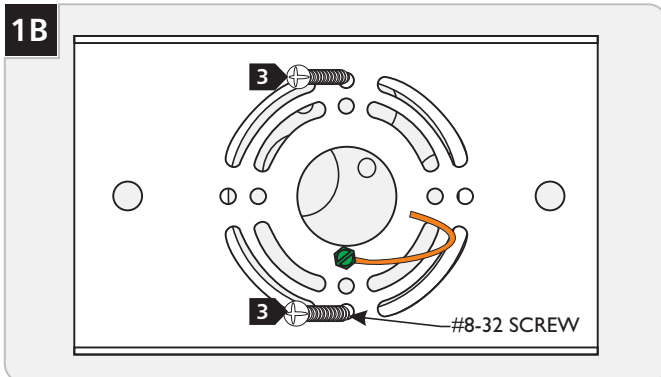
This product can be dimmed with a low-voltage electronic dimmer.

Install the Fixture

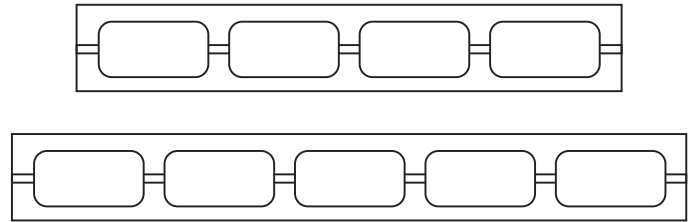


1 Remove the fixture screws located on the top and bottom of the fixture base with the provided Allen wrench.

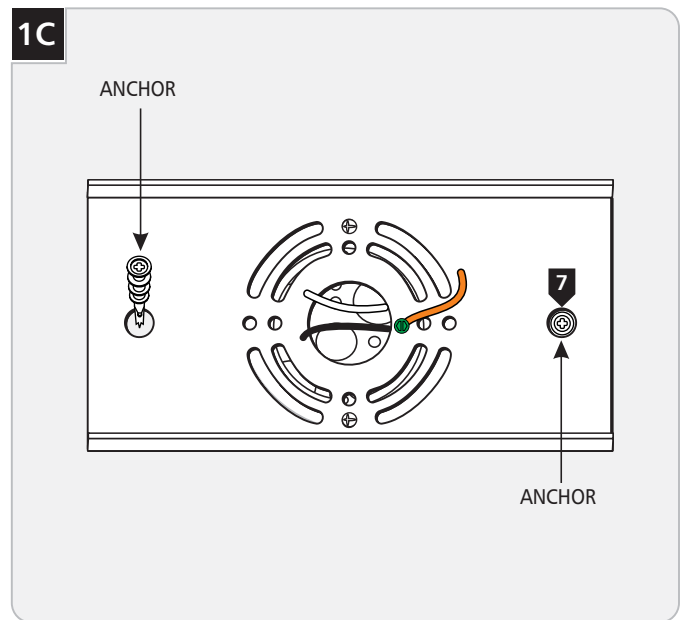
2 Remove the mounting plate from the fixture base.



3 Install the mounting plate onto the electrical box with the two #8-32 screws provided.



CAUTION - RISK OF FIRE
 This product must be installed in accordance with the applicable installation code by a person familiar with the construction and operation of the product and the hazards involved.
 Use minimum 90°C supply conductors.



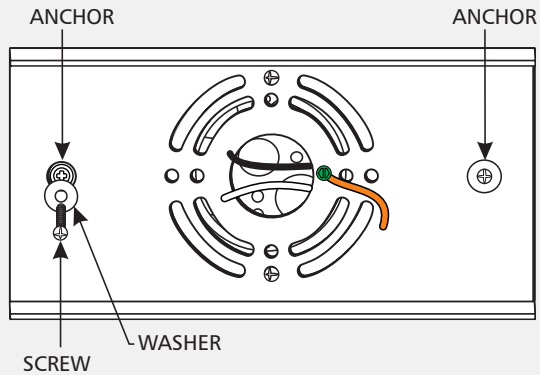
4 Verify that the mounting plate is level before continuing.

5 Line an anchor tip with the center of an anchor hole, and push the anchor into the wall up to the threads.

6 Screw the anchor in the rest of the way with a Phillips-head screwdriver.

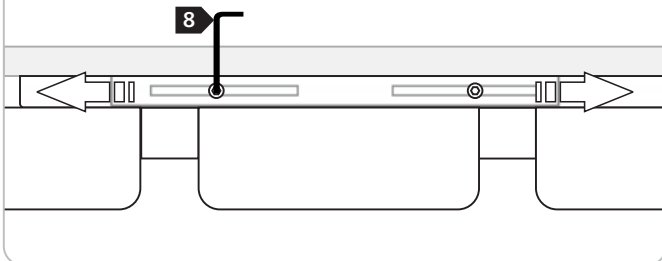
7 Repeat for the other anchor hole.

1D



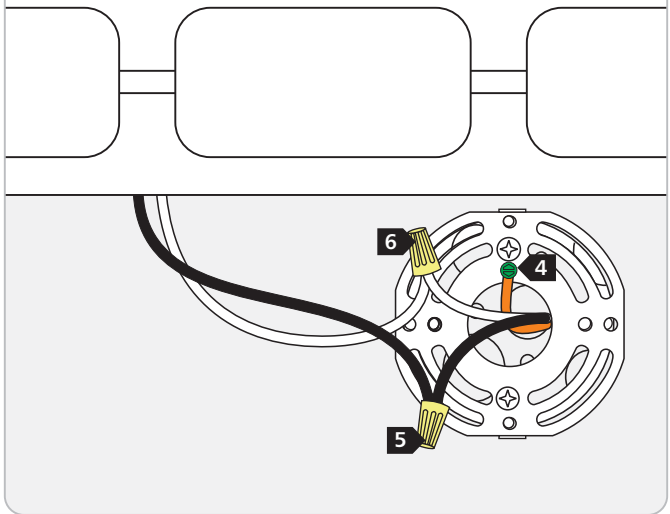
- 8 Slide a #8 screw through a washer, and screw it into an anchor to secure the fixture base to the wall. Repeat for the other anchor.

1B



- 7 Mount the fixture by sliding it back onto the mounting plate
- 8 If desired, reposition the fixture up or down, if vertical or left or right, if horizontal; then reinstall the fixture screws (reversal of figure 1A).

1C



- 4 Connect the mounting plate ground wire to a suitable ground in accordance with local electrical codes.
- 5 Connect the black fixture wire to the hot power line wire with a wire nut.
- 6 Connect the white fixture wire to the neutral power line wire with a wire nut.
- 7 Mount the fixture by sliding it back onto the mounting plate and reinstalling the fixture screws (reversal of figure 1A).

SAVE THESE INSTRUCTIONS!



TECH LIGHTING®

7400 Linder Ave, Skokie, IL 60077
847.410.4400

www.techlighting.com

© 2017 Tech Lighting, L.L.C. All rights reserved. The "Tech Lighting" graphic is a registered trademark of Tech Lighting, L.L.C. Tech Lighting reserves the right to change specifications for product improvements without notification.

A Generation Brands Company